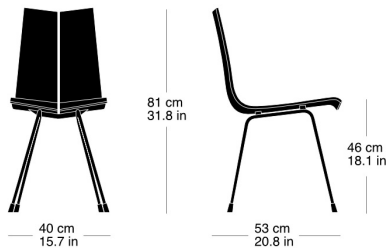


**ga stuhl 7-070**

Hans Bellmann, 1955  
Sitzschale Formsperrholz zweiteilig, Metallgestell schwarz  
matt  
B40, T53, H81, SH46

Hans Bellmann, 1955  
Coque d'assise en contreplaqué moulé en deux parties  
L40, P53, H81, HAss46

Hans Bellmann, 1955  
Two-part moulded plywood seat shell, black matte metal  
frame  
W40, D53, H81, SH46

**Technische Angaben / specifications / specifications****Masse / mesure / measure****Gewicht / ponds / weight** 4.3 kg 8.6 lb

**ga stuhl 7-070**

## Holzarten / types de bois / types of wood




Buche natur      BN 000 AM  
Beech natural    BN 000 AM  
Hêtre naturel    BN 000 AM



Buche anthrazit    BB 200 SG  
Beech anthracite    BB 200 SG  
Hêtre anthracite    BB 200 SG




Buche schwarz      BB 203 SG  
Beech black        BB 203 SG  
Hêtre noir          BB 203 SG




Schwarznuss natur    NN 000 AM  
Black walnut natural   NN 000 AM  
Noyer noir naturel    NN 000 AM



Buche Ebony        BB 100 SG  
Beech ebony        BB 100 SG  
Hêtre teinté ebony    BB 100 SG



Buche Nuss          BB 151 SG  
Beech walnut        BB 151 SG  
Hêtre teinté noyer    BB 151 SG



Buche geweisst      BG 172 SG  
Beech whitewashed    BG 172 SG  
Hêtre teinté blanc    BG 172 SG

## Belag / revêtement / surface