

**dom 17-910**

Studio Meda, 2017

Bank, Sitz Formsperrholz, geschlossener Rücken,  
Hinterfüsse massiv gebogen, stapelbar  
B107, T55, H80, SH46

Studio Meda, 2017

Banque, assise en multiplis, dossier fermé, pieds arrière  
massifs incurvés, empilable  
L107, P55, H80, HAss46

Studio Meda, 2017

Bench, seat moulded plywood, closed back, rear feet  
solid bendwood, stackable  
W107, D55, H80, SH46

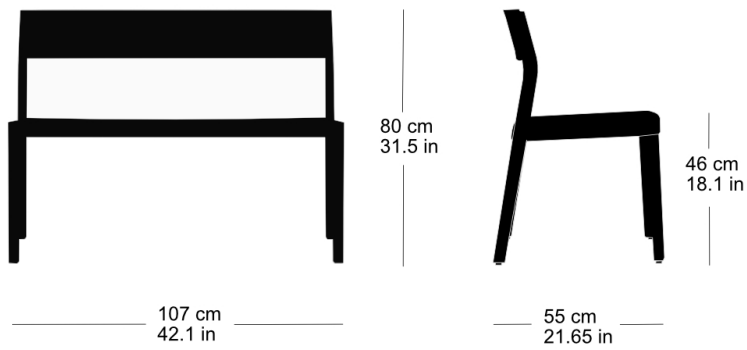
## Varianten / variantes / variants

Dom  
6-900Dom  
6-900vDom  
6-900aDom  
6-906Dom  
6-906vDom  
6-906aDom  
6-910Dom  
6-910vDom  
6-910aDom  
6-916Dom  
6-916vDom  
6-916aDom  
17-900Dom  
6-815Dom  
6-825Dom  
11-900Dom  
11-906Dom  
11-900rDom  
11-906r

**dom 17-910**

Technische Angaben / specifications / specifications

Masse / mesure / measure



**dom 17-910**

## Holzarten / types de bois / types of wood

## Belag / revêtement / surface



Buche natur      BN 000 AM  
Beech natural    BN 000 AM  
Hêtre naturel    BN 000 AM



Buche schwarz      BB 203 SG  
Beech black        BB 203 SG  
Hêtre noir         BB 203 SG




Eiche natur        EN 000 AM  
Oak natural        EN 000 AM  
Chêne naturel     EN 000 AM




Buche anthrazit    BB 200 SG  
Beech anthracite   BB 200 SG  
Hêtre anthracite   BB 200 SG



Buche geweisst    BG 172 SG  
Beech whitewashed BG 172 SG  
Hêtre teinté blanc BG 172 SG



Buche Ebony        BB 100 SG  
Beech ebony        BB 100 SG  
Hêtre teinté ebony BB 100 SG



Buche Nuss         BB 151 SG  
Beech walnut       BB 151 SG  
Hêtre teinté noyer BB 151 SG