

miro 6-400

Hannes Wettstein, 1999

Sitz Formsperrholz, Hinterfüsse und Rücken massiv gebogen, stapelbar, Reihenverbindung möglich
B47, T48, H80, SH46

Hannes Wettstein, 1999

Assise en multiplis, dossier et pieds arrière en bois massif cintré, empilable, système d'accouplement en option
L47, P48, H80, HAss46

Hannes Wettstein, 1999

Moulded plywood seat, rear legs and back of solid bentwood, stackable, optional row connector
W47, D48, H80, SH46

Varianten / variantes / variants



Miro
6-400a



Miro
6-403



Miro
6-403a



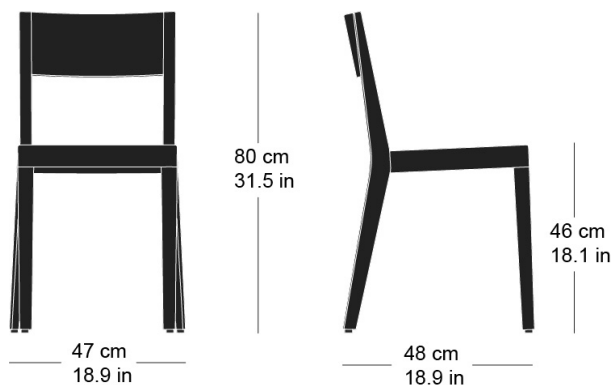
Miro
11-560



Miro
11-580

Technische Angaben / specifications / specifications

Masse / mesure / measure



Gewicht / ponds / weight 4.1 kg 8.2 lb

Reihenverbindung /
accouplement / mating system ja / oui / yes

Stapelung / empilage / stacking 5 Stühle / chaises / chairs

miro 6-400

Holzarten / types de bois / types of wood

Belag / revêtement / surface



Beech natural BN 000 AM
Buche natur BN 000 AM
Hêtre naturel BN 000 AM



Black walnut natural NN 000 AM
Schwarznuss natur NN 000 AM
Noyer noir naturel NN 000 AM



Oak natural EN 000 AM
Eiche natur EN 000 AM
Chêne naturel EN 000 AM



Beech black BB 203 SG
Buche schwarz BB 203 SG
Hêtre noir BB 203 SG



Cherry natural KN 000 AM
Kirsche natur KN 000 AM
Cerisier naturel KN 000 AM




Beech anthracite BB 200 SG
Buche anthrazit BB 200 SG
Hêtre anthracite BB 200 SG




Ash natural FN 000 AM
Esche natur FN 000 AM
Frêne naturel FN 000 AM




Oak smoked oak EB 535 AM
Eiche Räuchereiche EB 535 AM
Chêne chêne fumée EB 535 AM




Beech whitewashed BG 172 SG
Buche geweisst BG 172 SG
Hêtre teinté blanc BG 172 SG



Beech ebony BB 100 SG
Buche Ebony BB 100 SG
Hêtre teinté ebony BB 100 SG



Ash white-pigmented FW 001 OL
Esche weisspigmentiert FW 001 OL
Frêne pigmenté blanc FW 001 OL



Beech walnut BB 151 SG
Buche Nuss BB 151 SG
Hêtre teinté noyer BB 151 SG



Ash black FB 203 AM
Esche schwarz FB 203 AM
Frêne noir FB 203 AM