

## lyra mandarin 6-540a



Hannes Wettstein, 2007

Sitz Formsperrholz, Rücken Joncgeflecht, Hinterfüsse und Rückenschwinge massiv gebogen, stapelbar, Reihenverbindung möglich  
B54, T53, H80, SH46, ALH66.5

Hannes Wettstein, 2007

Assise en multiplis, dossier canné, montants de dossier et pieds arrière en bois massif cintré, empilable, système d'accouplement en option  
L54, P53, H80, HAss46, HAcc66.5

Hannes Wettstein, 2007

Moulded plywood seat, woven cane back, rear legs and rear cross-brace solid bentwood, stackable, optional row connector  
W54, D53, H80, SH46, ALH66.5

### Varianten / variantes / variants



lyra  
6-540



lyra  
6-543



lyra  
6-543a



lyra  
6-550



lyra  
6-550a



lyra  
6-553



lyra  
6-553a



lyra  
6-555



lyra  
6-555a



lyra  
11-660



lyra  
11-680



lyra  
11-663



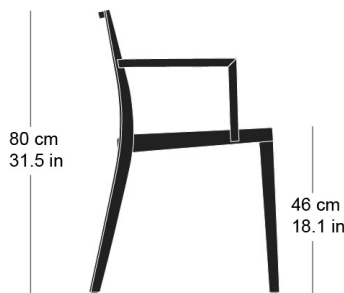
lyra  
11-683

### Technische Angaben / specifications / specifications

#### Masse / mesure / measure



49 cm  
19.3 in



80 cm  
31.5 in

46 cm  
18.1 in

53 cm  
20.9 in

Gewicht / ponds / weight 4.8 kg 9.6 lb

Reihenverbindung /  
accouplement / mating system ja / oui / yes

Stapelung / empilage / stacking 4 Stühle / chaises / chairs

**lyra mandarin 6-540a**

## Holzarten / types de bois / types of wood

## Belag / revêtement / surface



Beech natural      BN 000 AM  
Buche natur      BN 000 AM  
Hêtre naturel    BN 000 AM



Black walnut natural    NN 000 AM  
Schwarznuss natur      NN 000 AM  
Noyer noir naturel      NN 000 AM



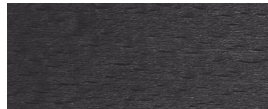
Oak natural      EN 000 AM  
Eiche natur      EN 000 AM  
Chêne naturel    EN 000 AM



Beech black      BB 203 SG  
Buche schwarz    BB 203 SG  
Hêtre noir        BB 203 SG



Ash natural      FN 000 AM  
Esche natur      FN 000 AM  
Frêne naturel    FN 000 AM



Beech anthracite    BB 200 SG  
Buche anthrazit    BB 200 SG  
Hêtre anthracite    BB 200 SG




Beech whitewashed    BG 172 SG  
Buche geweisst      BG 172 SG  
Hêtre teinté blanc    BG 172 SG




Oak smoked oak      EB 535 AM  
Eiche Räuchereiche    EB 535 AM  
Chêne chêne fumée    EB 535 AM



Ash white-pigmented    FW 001 OL  
Esche weisspigmentiert    FW 001 OL  
Frêne pigmenté blanc    FW 001 OL



Beech ebony      BB 100 SG  
Buche Ebony      BB 100 SG  
Hêtre teinté ebony    BB 100 SG



Beech walnut      BB 151 SG  
Buche Nuss        BB 151 SG  
Hêtre teinté noyer    BB 151 SG



Ash black      FB 203 AM  
Esche schwarz    FB 203 AM  
Frêne noir        FB 203 AM