

lyra esprit 6-550a



Hannes Wettstein, 2007

Sitz und Rücken Formsperrholz, Hinterfüsse und Rückenschwinge massiv gebogen, stapelbar, Reihenverbindung möglich
B54, T53, H80, SH46, ALH66.5

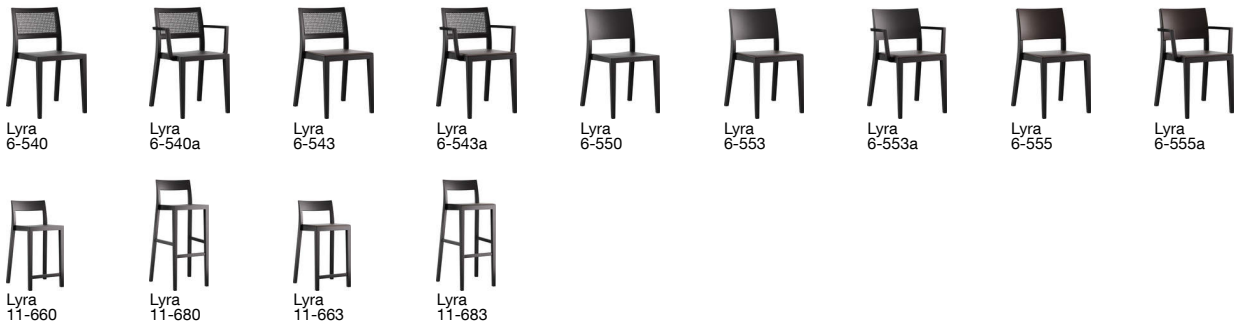
Hannes Wettstein, 2007

Assise et dossier en contreplaqué moulé, montants de dossier et pieds arrière en bois massif cintré, empilable, système d'accouplement en option
L54, P53, H80, HAss46, HAcc66.5

Hannes Wettstein, 2007

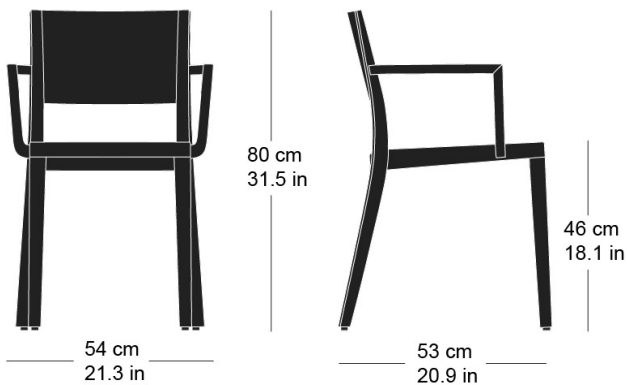
Moulded plywood seat and back, rear legs and rear cross-brace solid bentwood, stackable, optional row connector
W54, D53, H80, SH46, ALH66.5

Varianten / variantes / variants



Technische Angaben / specifications / specifications

Masse / mesure / measure



Gewicht / ponds / weight 4.9 kg 9.8 lb

Reihenverbindung /
accouplement / mating system ja / oui / yes

Stapelung / empilage / stacking 4 Stühle / chaises / chairs

lyra esprit 6-550a

Holzarten / types de bois / types of wood



Beech natural BN 000 AM
 Buche natur BN 000 AM
 Hêtre naturel BN 000 AM



Black walnut natural NN 000 AM
 Schwarznuss natur NN 000 AM
 Noyer noir naturel NN 000 AM



Oak natural EN 000 AM
 Eiche natur EN 000 AM
 Chêne naturel EN 000 AM



Beech black BB 203 SG
 Buche schwarz BB 203 SG
 Hêtre noir BB 203 SG



Ash natural FN 000 AM
 Esche natur FN 000 AM
 Frêne naturel FN 000 AM



Beech anthracite BB 200 SG
 Buche anthrazit BB 200 SG
 Hêtre anthracite BB 200 SG




Beech whitewashed BG 172 SG
 Buche geweisst BG 172 SG
 Hêtre teinté blanc BG 172 SG




Oak smoked oak EB 535 AM
 Eiche Räuchereiche EB 535 AM
 Chêne chêne fumée EB 535 AM




Ash white-pigmented FW 001 OL
 Esche weisspigmentiert FW 001 OL
 Frêne pigmenté blanc FW 001 OL



Beech ebony BB 100 SG
 Buche Ebony BB 100 SG
 Hêtre teinté ebony BB 100 SG



Beech walnut BB 151 SG
 Buche Nuss BB 151 SG
 Hêtre teinté noyer BB 151 SG



Ash black FB 203 AM
 Esche schwarz FB 203 AM
 Frêne noir FB 203 AM

Belag / revêtement / surface