

**dom 17-910**

Studio Meda, 2017

Bank, Sitz Formsperrholz, geschlossener Rücken,  
Hinterfüsse massiv gebogen, stapelbar  
B107, T55, H80, SH46

Studio Meda, 2017

Banque, assise en multiplis, dossier fermé, pieds arrière  
massifs incurvés, empilable  
L107, P55, H80, HAss46

Studio Meda, 2017

Bench, seat moulded plywood, closed back, rear feet  
solid bendwood, stackable  
W107, D55, H80, SH46

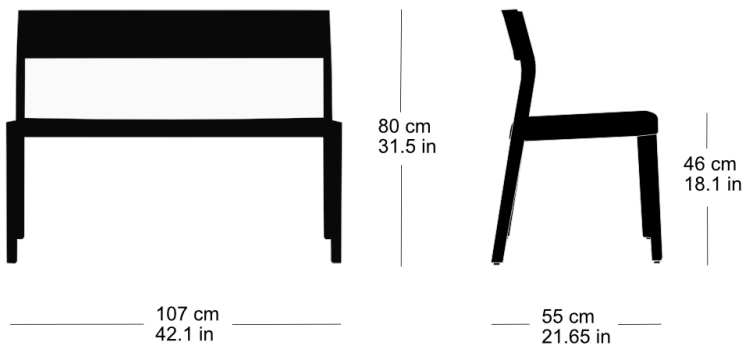
## Varianten / variantes / variants

dom  
6-900dom  
6-900vdom  
6-900adom  
6-906dom  
6-906vdom  
6-906adom  
6-910dom  
6-910vdom  
6-910adom  
6-916dom  
6-916vdom  
6-916adom  
17-900dom  
6-815dom  
6-825dom  
11-900dom  
11-906dom  
11-900rdom  
11-906r

**dom 17-910**

Technische Angaben / specifications / specifications

Masse / mesure / measure



**dom 17-910**

## Holzarten / types de bois / types of wood



Hêtre naturel      BN 000 AM  
Buche natur      BN 000 AM  
Beech natural    BN 000 AM




Hêtre anthracite      BB 200 SG  
Buche anthrazit      BB 200 SG  
Beech anthracite    BB 200 SG




Hêtre noir              BB 203 SG  
Buche schwarz        BB 203 SG  
Beech black            BB 203 SG



Chêne naturel        EN 000 AM  
Eiche natur          EN 000 AM  
Oak natural          EN 000 AM



Hêtre teinté ebony    BB 100 SG  
Buche Ebony          BB 100 SG  
Beech ebony          BB 100 SG



Hêtre teinté noyer    BB 151 SG  
Buche Nuss            BB 151 SG  
Beech walnut         BB 151 SG



Hêtre teinté blanc    BG 172 SG  
Buche geweisst        BG 172 SG  
Beech whitewashed    BG 172 SG

## Belag / revêtement / surface