

**imma tabouret bar 11-040**



Stephan Hürlemann, 2023

Kreuzzarge massiv,  
Fussring massiv gebogen,  
Sitz Formsperrholz  
B35, T35, SH66

Stephan Hürlemann, 2023

Châssis en croix massif,  
repose-pieds en bois massif cintré,  
assise contreplaqué moulé  
L35, P35, HAss66

Stephan Hürlemann, 2023

Wooden frame with cross,  
ring of solid bentwood,  
moulded plywood seat  
W35, T35, SH66

Varianten / variantes / variants



imma  
11-050



imma  
11-053



imma  
11-043

imma  
11-033



imma  
11-030



imma  
4-050



imma  
4-050a



imma  
4-053



imma  
4-053a

Technische Angaben / specifications / specifications

Masse / mesure / measure



35 cm  
13.78 in

66 cm  
25.98in



35 cm  
13.78 in

**imma tabouret bar 11-040**

Holzarten / types de bois / types of wood

Belag / revêtement / surface



Hêtre naturel      BN 000 AM  
Buche natur      BN 000 AM  
Beech natural    BN 000 AM



Hêtre noir            BB 203 SG  
Buche schwarz      BB 203 SG  
Beech black        BB 203 SG




Chêne naturel      EN 000 AM  
Eiche natur        EN 000 AM  
Oak natural        EN 000 AM



Hêtre anthracite    BB 200 SG  
Buche anthrazit    BB 200 SG  
Beech anthracite   BB 200 SG




Frêne naturel      FN 000 AM  
Esche natur        FN 000 AM  
Ash natural        FN 000 AM




Hêtre teinté ebony    BB 100 SG  
Buche Ebony        BB 100 SG  
Beech ebony        BB 100 SG



Hêtre teinté blanc    BG 172 SG  
Buche geweisst    BG 172 SG  
Beech whitewashed   BG 172 SG



Hêtre teinté noyer    BB 151 SG  
Buche Nuss        BB 151 SG  
Beech walnut        BB 151 SG



Frêne pigmenté blanc    FW 001 OL  
Esche weisspigmentiert   FW 001 OL  
Ash white-pigmented    FW 001 OL



Frêne noir            FB 203 AM  
Esche schwarz        FB 203 AM  
Ash black            FB 203 AM