

imma tabouret 11-030

Stephan Hürlemann, 2023
Kreuzzarge massiv,
Sitz Formsperrholz,
B33, T33, SH46

Stephan Hürlemann, 2023
Châssis en croix massif,
assise contreplaqué moulé
L33, P33, HAss46

Stephan Hürlemann, 2023
Wooden frame with cross,
moulded plywood seat
W33, T33, SH46

Varianten / variantes / variants



imma
11-050



imma
11-053



imma
11-040



imma
11-043



imma
11-033



imma
4-050



imma
4-050a




imma
4-053



imma
4-053a


Technische Angaben / specifications / specifications

Masse / mesure / measure



33 cm
12.99 in

46 cm
18.11 in



33 cm
12.99 in

imma tabouret 11-030

Holzarten / types de bois / types of wood

Belag / revêtement / surface




Hêtre naturel BN 000 AM
Buche natur BN 000 AM
Beech natural BN 000 AM



Hêtre noir BB 203 SG
Buche schwarz BB 203 SG
Beech black BB 203 SG




Chêne naturel EN 000 AM
Eiche natur EN 000 AM
Oak natural EN 000 AM




Hêtre anthracite BB 200 SG
Buche anthrazit BB 200 SG
Beech anthracite BB 200 SG




Frêne naturel FN 000 AM
Esche natur FN 000 AM
Ash natural FN 000 AM




Hêtre teinté ebony BB 100 SG
Buche Ebony BB 100 SG
Beech ebony BB 100 SG




Hêtre teinté blanc BG 172 SG
Buche geweisst BG 172 SG
Beech whitewashed BG 172 SG



Hêtre teinté noyer BB 151 SG
Buche Nuss BB 151 SG
Beech walnut BB 151 SG



Frêne pigmenté blanc FW 001 OL
Esche weisspigmentiert FW 001 OL
Ash white-pigmented FW 001 OL



Frêne noir FB 203 AM
Esche schwarz FB 203 AM
Ash black FB 203 AM