

**miro tabouret de bar 11-580**

Hannes Wettstein, 2004  
Sitz Formsperrholz, Holzgestell massiv  
B34, T34, SH80

Hannes Wettstein, 2004  
Assise en contreplaqué moulé, piètement en bois massif  
L34, P34, HAss80.

Hannes Wettstein, 2004  
Moulded plywood seat, solid wooden frame  
W34, D34, SH80

## Varianten / variantes / variants



Miro  
11-560



Miro  
6-400



Miro  
6-400a



Miro  
6-403



Miro  
6-403a



Miro  
11-300



Miro  
11-400



Miro  
11-403



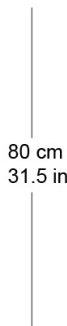
Miro  
11-303

## Technische Angaben / specifications / specifications

## Masse / mesure / measure



34 cm  
13.4 in



80 cm  
31.5 in



34 cm  
13.4 in

Gewicht / ponds / weight 4.2 kg 8.4 lb

**miro tabouret de bar 11-580**

Holzarten / types de bois / types of wood

Belag / revêtement / surface



Hêtre naturel      BN 000 AM  
Buche natur      BN 000 AM  
Beech natural    BN 000 AM



Hêtre noir            BB 203 SG  
Buche schwarz    BB 203 SG  
Beech black        BB 203 SG



Chêne naturel      EN 000 AM  
Eiche natur        EN 000 AM  
Oak natural        EN 000 AM



Hêtre anthracite    BB 200 SG  
Buche anthrazit    BB 200 SG  
Beech anthracite   BB 200 SG




Frêne naturel      FN 000 AM  
Esche natur        FN 000 AM  
Ash natural        FN 000 AM




Chêne chêne fumée    EB 535 AM  
Eiche Räuchereiche    EB 535 AM  
Oak smoked oak        EB 535 AM




Hêtre teinté blanc    BG 172 SG  
Buche geweisst    BG 172 SG  
Beech whitewashed    BG 172 SG



Hêtre teinté ebony    BB 100 SG  
Buche Ebony        BB 100 SG  
Beech ebony        BB 100 SG



Frêne pigmenté blanc    FW 001 OL  
Esche weisspigmentiert    FW 001 OL  
Ash white-pigmented    FW 001 OL



Hêtre teinté noyer    BB 151 SG  
Buche Nuss            BB 151 SG  
Beech walnut        BB 151 SG



Frêne noir            FB 203 AM  
Esche schwarz        FB 203 AM  
Ash black            FB 203 AM