

lyra mandarin 6-540a



Hannes Wettstein, 2007

Sitz Formsperrholz, Rücken Joncgeflecht, Hinterfüsse und Rückenschwinge massiv gebogen, stapelbar, Reihenverbindung möglich
B54, T53, H80, SH46, ALH66.5


Hannes Wettstein, 2007

Assise en multiplis, dossier canné, montants de dossier et pieds arrière en bois massif cintré, empilable, système d'accouplement en option
L54, P53, H80, HAss46, HAcc66.5

Hannes Wettstein, 2007

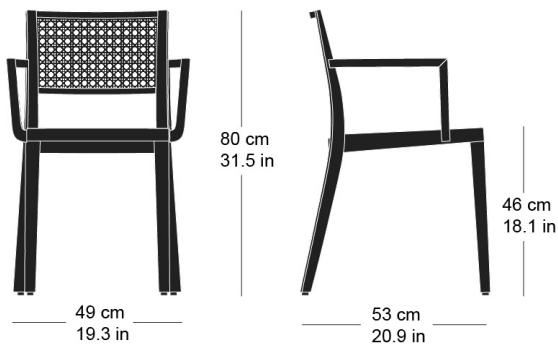
Moulded plywood seat, woven cane back, rear legs and rear cross-brace solid bentwood, stackable, optional row connector
W54, D53, H80, SH46, ALH66.5

Varianten / variantes / variants



Technische Angaben / specifications / specifications

Masse / mesure / measure



Gewicht / ponds / weight 4.8 kg 9.6 lb

Reihenverbindung /
accouplement / mating system ja / oui / yes

Stapelung / empilage / stacking 4 Stühle / chaises / chairs

lyra mandarin 6-540a

Holzarten / types de bois / types of wood

Belag / revêtement / surface




Hêtre naturel BN 000 AM
Buche natur BN 000 AM
Beech natural BN 000 AM



Noyer noir naturel NN 000 AM
Schwarznuss natur NN 000 AM
Black walnut natural NN 000 AM



Chêne naturel EN 000 AM
Eiche natur EN 000 AM
Oak natural EN 000 AM



Hêtre noir BB 203 SG
Buche schwarz BB 203 SG
Beech black BB 203 SG



Frêne naturel FN 000 AM
Esche natur FN 000 AM
Ash natural FN 000 AM




Hêtre anthracite BB 200 SG
Buche anthrazit BB 200 SG
Beech anthracite BB 200 SG




Hêtre teinté blanc BG 172 SG
Buche geweisst BG 172 SG
Beech whitewashed BG 172 SG




Chêne chêne fumée EB 535 AM
Eiche Räuchereiche EB 535 AM
Oak smoked oak EB 535 AM




Frêne pigmenté blanc FW 001 OL
Esche weisspigmentiert FW 001 OL
Ash white-pigmented FW 001 OL



Hêtre teinté ebony BB 100 SG
Buche Ebony BB 100 SG
Beech ebony BB 100 SG



Hêtre teinté noyer BB 151 SG
Buche Nuss BB 151 SG
Beech walnut BB 151 SG



Frêne noir FB 203 AM
Esche schwarz FB 203 AM
Ash black FB 203 AM